

TRANSNET



freight rail

A Division of Transnet SOC Limited Registration number 990/00900/30

**REQUEST FOR
QUOTATION**

KBY/52908

KBY_13964

"PREVIEW COPY ONLY"

Senior Buyer
Supply Chain Services
TRANSNET FREIGHT RAIL
Austen Street
KIMBERLEY
8301

Transnet Freight Rail, a division of

TRANSNET SOC LTD

Registration Number 1990/000900/30

[Hereinafter referred to as **Transnet**]

REQUEST FOR QUOTATION [RFQ] No KBY/52908

FOR THE MAINTENANCE AND PAINTWORK TO OFFICE/WORKSHOP, ASSET NUMBER 02AB161 AT BEACONSFIELD FOR A PERIOD OF SIXTY (60) DAYS.

FOR DELIVERY TO : TRANSNET FREIGHT RAIL, REAL ESTATE MANAGEMENT.

ISSUE DATE : 15 MAY 2014

CLOSING DATE : 10 JUNE 2014

CLOSING TIME : 10:00

"PREVIEW COPY ONLY"

Section 1

NOTICE TO BIDDERS

Quotations which must be completed as indicated in Section 2 of this RFQ are to be submitted as follows:

METHOD: [Tender box or courier]
CLOSING VENUE: [Tender box at physical address for hand delivery and courier:
 Transnet Freight Rail, Property Management Building, Supply Chain Services, Office no. 2, Austen Street, Beaconsfield]

1 Responses to RFQ

Responses to this RFQ [**Quotations**] must not include documents or reference relating to any other quotation or proposal. Any additional conditions must be embodied in an accompanying letter.

2 Broad-Based Black Economic Empowerment [B-BBEE]

Transnet fully endorses and supports the Government's Broad-Based Black Economic Empowerment Programme and it would therefore prefer to do business with local business enterprises who share these same values. Transnet will accordingly allow a "preference" to companies who provide a valid B-BBEE Verification Certificate. All procurement transactions will be evaluated accordingly.

2.1 B-BBEE Scorecard and Rating

As prescribed in terms of the Preferential Procurement Policy Framework Act (PPPFA), Act 5 of 2000 and its Regulations, Respondents are to note that the following preference point system is applicable to all bids:

- The 80/20 system for requirements with a Rand value of up to R1 000 000.00 (all applicable taxes included).
- Bidders are to note that if the 80/20 preference point system is stipulated in this RFQ and all Bids received exceed R1 000 000.00, the RFQ must be cancelled.

The value of this bid is estimated to be below R1000 000.00 (all applicable taxes included) and therefore the **80/20** system shall be applicable.

When Transnet invites prospective suppliers to submit Proposals for its various expenditure programmes, it requires Respondents to have their B-BBEE status verified in compliance with the Codes of Good Practice issued in terms of the Broad Based Black Economic Empowerment Act No. 53 of 2003.

The Department of Trade and Industry recently revised the Codes of Good Practice on 11 October 2013 [Government Gazette No. 36928]. The Revised Codes will replace the Black Economic Empowerment Codes of Good Practice issued on 9 February 2007. The Revised Codes provide for a one year transitional period starting 11 October 2013. During the transitional period, companies may elect to be measured in terms of the Revised Codes or the 2007 version of the Codes. After

the first year of the implementation of the Revised Codes, B-BBEE compliance will be measured in terms of the Revised Codes without any discretion. Companies which are governed by Sector-specific Codes will be measured in terms of those Sector Codes.

As such, Transnet will accept B-BBEE certificates issued based on the Revised Codes. Transnet will also continue to accept B-BBEE certificates issued in terms of the 2007 version of the Codes provided it was issued before 10 October 2014. Thereafter, Transnet will only accept B-BBEE certificates issued based on the Revised Codes.

Respondents are required to complete Annexure A [the B-BBEE Preference Point Claim Form] and submit it together with proof of their B-BBEE Status as stipulated in the Claim Form in order to obtain preference points for their B-BBEE status.

Note: Failure to submit a valid and original B-BBEE certificate or a certified copy thereof at the Closing Date of this RFQ will result in a score of zero being allocated for B-BBEE.

[Refer clause 19 below for Returnable Documents required.]

2.2 B-BBEE Improvement Plan

Transnet encourages its Suppliers/Service Providers to constantly strive to improve their B-BBEE rating. Whereas Respondents will be allocated points in terms of a preference point system based on its B-BBEE scorecard to be assessed as detailed in paragraph 2.1 above, in addition to such scoring, Transnet also requests that Respondents submit a B-BBEE improvement plan. Respondents are therefore requested to indicate the extent to which they will maintain or improve their B-BBEE status over the contract period.

Respondents are requested to submit their B-BBEE Improvement Plan as an additional document with their Proposals by completion of **Annexure A1** appended hereto. *[Refer to Annexure A1 for further instructions]*

Guidance Notes

- *Note that for low value transactions, opportunities for B-BBEE Improvement are limited. Focus should be placed on longer term contracts.*

3 Communication

- a) Respondents are warned that a response will be liable for disqualification should any attempt be made by a Respondent either directly or indirectly to canvass any officer(s) or employee of Transnet in respect of this RFQ between the closing date and the date of the award of the business.
- b) A Respondent may, however, before the closing date and time, direct any written enquiries relating to the RFQ to the following Transnet employee:
Name: Refilwe Ramothwala Email: Refilwe.Ramothwala@transnet.net
- c) Respondents may also, at any time after the closing date of the RFQ, communicate with Maggie Pain on any matter relating to its RFQ response:
Telephone 053 838 3341 Email Maggie.Pain@transnet.net

The Respondent's original and valid Tax Clearance Certificate must accompany the Quotation. Note that no business shall be awarded to any Respondent whose tax matters have not been declared by SARS to be in order.

4 VAT Registration

The valid VAT registration number must be stated here: _____ [if applicable].

5 Legal Compliance

The successful Respondent shall be in full and complete compliance with any and all applicable national and local laws and regulations.

6 Changes to Quotations

Changes by the Respondent to its submission will not be considered after the closing date and time.

7 Pricing

All prices must be quoted in South African Rand on a fixed price basis, excluding VAT.

8 Prices Subject to Confirmation

Prices quoted which are subject to confirmation will not be considered.

9 Negotiations

Transnet reserves the right to undertake post-tender negotiations with selected Respondents or any number of short-listed Respondents.

10 Binding Offer

Any Quotation furnished pursuant to this Request shall be deemed to be an offer. Any exceptions to this statement must be clearly and specifically indicated.

11 Disclaimers

Transnet is not committed to any course of action as a result of its issuance of this RFQ and/or its receipt of a Quotation in response to it. Please note that Transnet reserves the right to:

- modify the RFQ's goods / service(s) and request Respondents to re-bid on any changes;
- reject any Quotation which does not conform to instructions and specifications which are detailed herein;
- disqualify Quotations submitted after the stated submission deadline;
- not necessarily accept the lowest priced Quotation;
- reject all Quotations, if it so decides;
- place an order in connection with this Quotation at any time after the RFQ's closing date;
- award only a portion of the proposed goods / service/s which are reflected in the scope of this RFQ;
- split the award of the order/s between more than one Supplier/Service Provider; or
- make no award at all.

12 Transnet’s supplier integrity pact

Transnet’s Integrity Pact requires a commitment from suppliers and Transnet that they will not engage in any corrupt and fraudulent practices, anti-competitive practices; and act in bad faith towards each other. The Integrity Pact also serves to communicate Transnet’s Gift Policy as well as the remedies available to Transnet where a Respondent contravenes any provision of the Integrity Pact.

Respondents are required to familiarise themselves with the contents of the Integrity Pact which is available on the Transnet Internet site [www.transnet.net/Tenders/Pages/default.aspx] or on request. Furthermore, Respondents are required to certify that they have acquainted themselves with all the documentation comprising the Transnet Integrity Pact and that they fully comply with all the terms and conditions stipulated in the Transnet Supplier Integrity Pact as follows:

YES	NO
------------	-----------

Should a Respondent need to declare previous transgressions or a serious breach of law in the preceding 5 years as required by Annexure A to the Integrity Pact, such declaration must accompany the Respondent’s bid submission.

13 Respondent’s Samples

Respondents are required to submit sample of the Goods tendered for by it **only in cases where Transnet has specifically requested samples**. The sample(s) must be endorsed with the RFQ number and description and forwarded on or before the deadline date to the following addressee:

N/A

14 Evaluation Criteria

Transnet will utilise the following criteria [not necessarily in this order] in choosing a Supplier/Service Provider, if so required:

Criteria/Criteria	Explanation
Administrative responsiveness	Completeness of response and returnable documents
Substantive responsiveness	Prequalification criteria, if any, must be met and whether the Bid materially complies with the scope and/or specification given
Final weighted evaluation based on 80/20 preference point system as indicated in paragraph 2.1	<ul style="list-style-type: none"> • Pricing and price basis [firm] - whilst not the sole factor for consideration, competitive pricing and overall level of unconditional discounts¹ will be critical • B-BBEE status of company - Preference points will be awarded to a bidder for attaining the B-BBEE status level of contribution in accordance with the table indicated in Annexure A1.

¹ Only unconditional discounts will be taken into account during evaluation. A discount which has been offered conditionally will, despite not being taken into account for evaluation purposes, be implemented when payment is effected.

15 Validity Period

Transnet desires a validity period of 30 [thirty] days from the closing date of this RFQ.

This RFQ is valid until _____.

16 Banking Details

BANK: _____

BRANCH NAME / CODE: _____

ACCOUNT HOLDER: _____

ACCOUNT NUMBER: _____

17 Company Registration

Registration number of company / C.C. _____

Registered name of company / C.C. _____

18 Disclosure of Prices Quoted

Respondents must indicate here whether Transnet may disclose their quoted prices and conditions to other Respondents:

YES NO

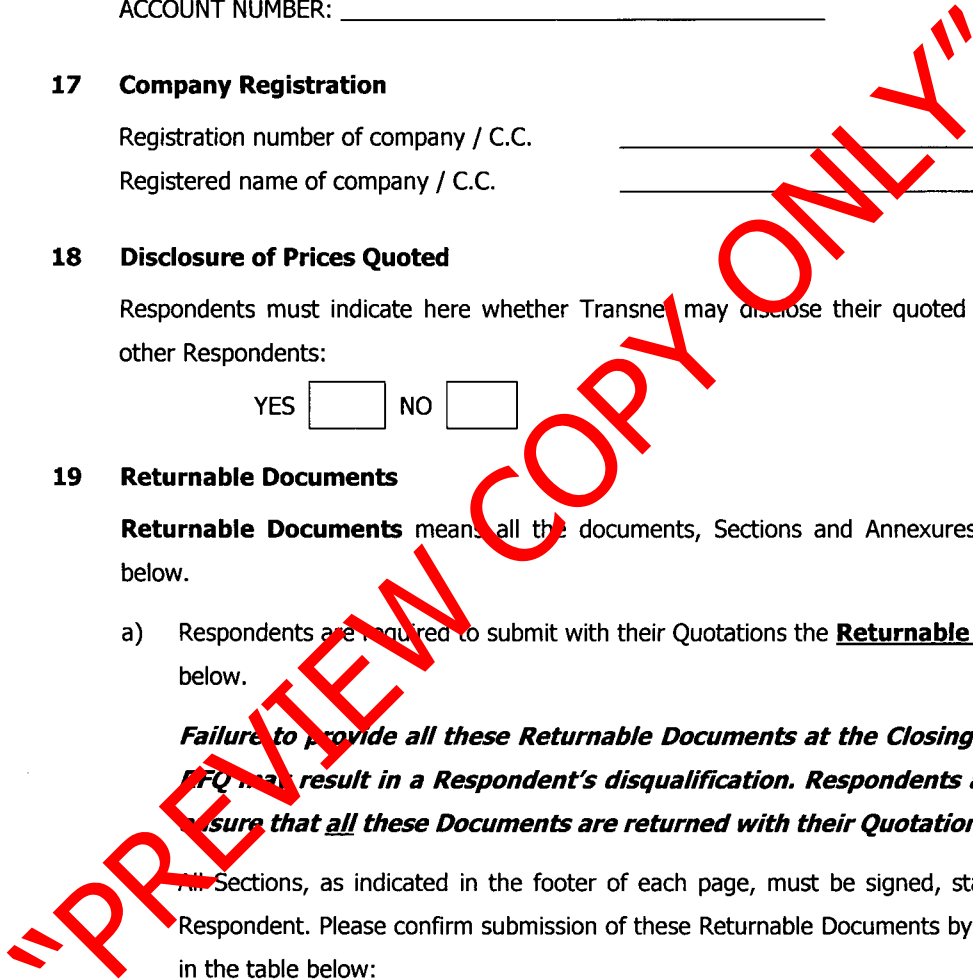
19 Returnable Documents

Returnable Documents means all the documents, Sections and Annexures, as listed in the tables below.

- a) Respondents are required to submit with their Quotations the **Returnable Documents**, as detailed below.

Failure to provide all these Returnable Documents at the Closing Date and time of this RFQ may result in a Respondent's disqualification. Respondents are therefore urged to ensure that all these Documents are returned with their Quotations.

All Sections, as indicated in the footer of each page, must be signed, stamped and dated by the Respondent. Please confirm submission of these Returnable Documents by so indicating [Yes or No] in the table below:



6

Respondent's Signature

Date & Company Stamp

Returnable Documents	Submitted [Yes or No]
SECTION 1 : Notice to Bidders	
<ul style="list-style-type: none"> - Valid and original B-BBEE Verification Certificate or certified copy thereof [Large Enterprises and QSEs] Note: failure to provide a valid B-BBEE Verification Certificate at the closing date and time of the RFQ will result in an automatic score of zero for preference 	
<ul style="list-style-type: none"> - Valid and original B-BBEE certificate/sworn affidavit or certified copy thereof from auditor, accounting officer or SANAS accredited Verification Agency [EMEs] Note: failure to provide a valid B-BBEE Verification Certificate at the closing date and time of the RFQ will result in an automatic score of zero being allocated for preference 	
<ul style="list-style-type: none"> - In the case of Joint Ventures, a copy of the Joint Venture Agreement or written confirmation of the intention to enter into a Joint Venture Agreement 	
<ul style="list-style-type: none"> - Original valid Tax Clearance Certificate [Consortia / Joint Ventures must submit a separate Tax Clearance Certificate for each party] 	
SECTION 2 : Quotation Form	
SECTION 3: Vendor Application Form	
<ul style="list-style-type: none"> • Original cancelled cheque or bank verification of banking details • Certified copies of IDs of shareholder/directors/members [as applicable] • Certified copies of the relevant company registration documents from Companies and Intellectual Property Commission (CIPC) • Certified copies of the company's shareholding/director's portfolio • Entity's letterhead • Certified copy of VAT Registration Certificate [RSA entities only] • Certified copy of valid Company Registration Certificate [if applicable] 	
Financial Statements signed by your Accounting Officer or Audited Financial Statements for previous 3 years	
ANNEXURE A1 – B-BBEE Preference Points Claim Form	

b) In addition to the requirements of paragraph a) above, Respondents are further requested to submit with their Proposals the following **additional documents** as detailed below.

Please confirm submission of these additional documents by so indicating [Yes or No] in the table below:

Additional Documents	SUBMITTED [Yes or No]
ANNEXURE B1: B-BBEE Improvement Plan	

Section 2
QUOTATION FORM

I/We _____
hereby offer to supply the goods/services at the prices quoted in the Price Schedule below, in accordance with the conditions related thereto.

I/We agree to be bound by those terms and conditions in:

- the Standard Terms and Conditions for the Supply of Goods or Services to Transnet [available on request]; and
- any other standard or special conditions mentioned and/or embodied in this Request for Quotation.

I/We accept that unless Transnet should otherwise decide and so inform me/us, this Quotation [and, if any, its covering letter and any subsequent exchange of correspondence], together with Transnet's acceptance thereof shall constitute a binding contract between Transnet and me/us.

I/We further agree that if, after I/we have been notified of the acceptance of my/our Quotation, I/we fail to deliver the said goods/service/s within the delivery lead-time quoted, Transnet may, without prejudice to any other legal remedy which it may have, cancel the order and recover from me/us any expenses incurred by Transnet in calling for Quotations afresh and/or having to accept any less favourable offer.

Price Schedule

I/We quote as follows for the goods required, on a "delivered nominated destination" basis, excluding VAT:

KINDLY REFER TO THE ATTACHED PRICING SCHEDULE (ANNEXURE B, SIX, 6 PAGES)

Delivery Lead-time from date of purchase order: _____one (1) _____ [week]

Notes to Pricing:

- a) All Prices must be quoted in South African Rand, exclusive of VAT
- b) To facilitate like-for-like comparison bidders must submit pricing strictly in accordance with this price schedule and not utilise a different format. Deviation from this pricing schedule could result in a bid being disqualified.
- c) Please note that should you have offered a discounted price(s), Transnet will only consider such price discount(s) in the final evaluation stage if offered on an unconditional basis.

Section 3

VENDOR APPLICATION FORM

Respondents are to furnish the following documentation and complete the Vendor Application Form below:

1. **Original** cancelled cheque **OR** letter from the Respondent's bank verifying banking details **[with bank stamp]**
2. **Certified** copy of Identity Document(s) of Shareholders/Directors/Members [where applicable]
3. **Certified copies** of the relevant company registration documents from Companies and Intellectual Property Commission (CIPC)
4. **Certified copies** of the company's shareholding/director's portfolio
5. A letter on the company's letterhead confirm physical and postal addresses
6. **Original** valid SARS Tax Clearance Certificate
7. **Certified copy** of VAT Registration Certificate
8. **A valid and original** B-BBEE Verification Certificate / sworn affidavit **or certified copy** thereof meeting the requirements for B-BBEE compliance as per the B-BBEE Codes of Good Practice
9. **Certified copy** of valid C
10. Company Registration Certificate [if applicable]

"PREVIEW COPY ONLY"

Supplier Declaration Form

Company Trading Name							
Company Registered Name							
Company Registration Number Or ID Number If A Sole Proprietor							
Form of entity	CC	Trust	Pty Ltd	Limited	Partnership	Sole Proprietor	
VAT number (if registered)							
Company Telephone Number							
Company Fax Number							
Company E-Mail Address							
Company Website Address							
Bank Name					Bank Account Number		
Postal Address						Code	
Physical Address						Code	
Contact Person							
Designation							
Telephone							
Email							
Annual Turnover Range (Last Financial Year)		< R5 million	R5-35 million	> R35 million			
Does Your Company Provide		Products	Services	Both			
Area Of Delivery		National	Provincial	Local			
Is Your Company A Public Or Private Entity		Public			Private		
Does Your Company Have A Tax Directive Or IRP30 Certificate		Yes			No		
Main Product Or Service Supplied (E.G.: Stationery/Consulting)							
BEE Ownership Details							
% Black Ownership	% Black women ownership		% Disabled person/s ownership				
Does your company have a BEE certificate		Yes		No			
What is your broad based BEE status (Level 1 to 9 / Unknown)							
How many personnel does the firm employ		Permanent		Part time			
Transnet Contact Person							
Contact number							
Transnet operating division							
Duly Authorised To Sign For And On Behalf Of Firm / Organisation							
Name		Designation					
Signature		Date					
Stamp And Signature Of Commissioner Of Oath							
Name		Date					
Signature		Telephone No.					

DUPLICATE COPY ONLY

FOR THE MAINTENANCE AND PAINTWORK TO OFFICE/WORKSHOP, ASSET NUMBER 02AB161 AT BEACONSFIELD FOR A PERIOD OF SIXTY (60) DAYS.

ANNEXURE A1: B-BBEE PREFERENCE POINTS CLAIM FORM

This preference form contains general information and serves as a claim for preference points for Broad-Based Black Economic Empowerment [B-BBEE] Status Level of Contribution.

1. INTRODUCTION

- 1.1 A total/maximum of 20 preference points shall be awarded for B-BBEE Status Level of Contribution.
- 1.2 Failure on the part of a Bidder to fill in and/or to sign this form and submit a B-BBEE Verification Certificate from a Verification Agency accredited by the South African Accreditation System [SANAS] or a Registered Auditor approved by the Independent Regulatory Board of Auditors [IRBA] or an Accounting Officer as contemplated in the Close Corporation Act [CCA] together with the bid will be interpreted to mean that preference points for B-BBEE Status Level of Contribution are not claimed.
- 1.3 Transnet reserves the right to require of a Bidder, either before a Bid is adjudicated or at any time subsequently, to substantiate any claim in regard to preferences, in any manner required by Transnet.

2. GENERAL DEFINITIONS

- 2.1 "all applicable taxes" include value-added tax, pay as you earn, income tax, unemployment insurance fund contributions and skills development levies;
- 2.2 "B-BBEE" means broad-based black economic empowerment as defined in section 1 of the Broad-Based Black Economic Empowerment Act;
- 2.3 "B-BBEE status of contributor" means the B-BBEE status received by a measured entity based on its overall performance using the relevant scorecard contained in the Codes of Good Practice on Black Economic Empowerment, issued in terms of section 9(1) of the Broad-Based Black Economic Empowerment Act;
- 2.4 "Bid" means a written offer in a prescribed or stipulated form in response to an invitation by Transnet for the provision of goods, works or services;
- 2.5 "Broad-Based Black Economic Empowerment Act" means the Broad-Based Black Economic Empowerment Act, 2003 [Act No. 53 of 2003];
- 2.6 "comparative price" means the price after the factors of a non-firm price and all unconditional discounts that can be utilised have been taken into consideration;
- 2.7 "consortium or joint venture" means an association of persons for the purpose of combining their expertise, property, capital, efforts, skills and knowledge in an activity for the execution of a contract;

- 2.8 **"contract"** means the agreement that results from the acceptance of a bid by Transnet;
- 2.9 **"EME"** means any enterprise with an annual total revenue of R5 [five] million or less as per the 2007 version of the B-BBEE Codes of Good Practice and means any enterprise with an annual total revenue of R10 [ten] million or less as per the Revised Codes of Good Practice issued on 11 October 2013 in terms of Government Gazette No. 36928;
- 2.10 **"firm price"** means the price that is only subject to adjustments in accordance with the actual increase or decrease resulting from the change, imposition, or abolition of customs and excise duty and any other duty, levy, or tax, which, in terms of the law or regulation, is binding on the contractor and demonstrably has an influence on the price of any supplies or the rendering costs of any service, for the execution of the contract;
- 2.11 **"functionality"** means the measurement according to predetermined norms, as set out in the bid documents, of a service or commodity that is designed to be practical and useful, working or operating, taking into account, among other factors, the quality, reliability, viability and durability of a service and the technical capacity and ability of a bidder;
- 2.12 **"non-firm prices"** means all prices other than "firm" prices;
- 2.13 **"person"** includes reference to a juristic person;
- 2.14 **"QSE"** means any enterprise with an annual total revenue between R5 [five] million and R35 [thirty five] million as per the 2007 version of the B-BBEE Codes of Good Practice and means any enterprise with an annual total revenue of between R10 [ten] million and R50 [fifty] million as per the Revised Codes of Good Practice issued on 11 October 2013 in terms of Government Gazette No. 36928
- 2.15 **"rand value"** means the total estimated value of a contract in South African currency, calculated at the time of bid invitations, and includes all applicable taxes and excise duties;
- 2.16 **"subcontract"** means the primary contractor's assigning or leasing or making out work to, or employing another person to support such primary contractor in the execution of part of a project in terms of the contract;
- 2.17 **"total revenue"** bears the same meaning assigned to this expression in the Codes of Good Practice on Black Economic Empowerment, issued in terms of section 9(1) of the Broad-Based Black Empowerment Act and promulgated in the Government Gazette on 9 February 2007;
- 2.18 **"trust"** means the arrangement through which the property of one person is made over or bequeathed to a trustee to administer such property for the benefit of another person; and
- 2.19 **"trustee"** means any person, including the founder of a trust, to whom property is bequeathed in order for such property to be administered for the benefit of another person.

3. ADJUDICATION USING A POINT SYSTEM

- 3.1 The Bidder obtaining the highest number of total points for the evaluation criteria as enumerated in Section 2 of the RFP will be awarded the contract, unless objective criteria justifies the award to another bidder.
- 3.2 Preference points shall be calculated after prices have been brought to a comparative basis taking into account all factors of non-firm prices and all unconditional discounts.

- 3.3 Points scored will be rounded off to 2 [two] decimal places.
- 3.4 In the event of equal points scored, the Bid will be awarded to the Bidder scoring the highest number of preference points for B-BBEE.
- 3.5 However, when functionality is part of the evaluation process and two or more Bids have scored equal points including equal preference points for B-BBEE, the successful Bid will be the one scoring the highest score for functionality.
- 3.6 Should two or more Bids be equal in all respect, the award shall be decided by the drawing of lots.

"PREVIEW COPY ONLY"

Company (Pty) Ltd

(v) Describe Principal Business Activities

.....
.....
.....

(vi) Company Classification [TICK APPLICABLE BOX]

Manufacturer

Supplier

Professional Service Provider

Other Service Providers, e.g. Transporter, etc.

(vii) Total number of years the company/firm has been in business.....

BID DECLARATION

I/we, the undersigned, who warrants that he/she is duly authorised to do so on behalf of the company/firm, certify that points claimed, based on the B-BBEE status level of contribution indicated in paragraph 4 above, qualifies the company/firm for the preference(s) shown and I / we acknowledge that:

- (i) The information furnished is true and correct.
- (ii) In the event of a contract being awarded as a result of points claimed as shown in paragraph 6 above, the contractor may be required to furnish documentary proof to the satisfaction of Transnet that the claims are correct.
- (iii) If the B-BBEE status level of contribution has been claimed or obtained on a fraudulent basis or any of the conditions of contract have not been fulfilled, Transnet may, in addition to any other remedy it may have:
 - (a) disqualify the person from the bidding process;
 - (b) recover costs, losses or damages it has incurred or suffered as a result of that person's conduct;
 - (c) cancel the contract and claim any damages which it has suffered as a result of having to make less favourable arrangements due to such cancellation;
 - (d) restrict the Bidder or contractor, its shareholders and directors, and/or associated entities, or only the shareholders and directors who acted in a fraudulent manner, from obtaining business from Transnet for a period not exceeding 10 years, after the *audi alteram partem* [hear the other side] rule has been applied; and/or
 - (e) forward the matter for criminal prosecution.

"PREVIEW COPY ONLY"

WITNESSES:

- 1.
- 2.

SIGNATURE OF BIDDER

DATE:.....

COMPANY NAME:

ADDRESS:.....



ANNEXURE B1: B-BBEE IMPROVEMENT PLAN

Transnet encourages its Suppliers/Service Providers to constantly strive to improve their B-BBEE rating. Whereas Respondents will be allocated points in terms of a preference point system based on its B-BBEE scorecard, in addition to such scoring, Transnet also requests that Respondents submit a B-BBEE improvement plan. Respondents are therefore requested to indicate the extent to which their ownership, management control, Supplier Development, Preferential Procurement and Enterprise Development will be maintained or improved over the contract period.

Respondents are requested to submit their B-BBEE Improvement Plan as an additional document with their Proposals.

Respondents are to insert their current status (%) and future targets (%) for the B-BBEE Improvement Plan [i.e. not the % change but the end-state quantum expressed as a percentage] in the table below. This will indicate how you intend to sustain or improve your B-BBEE rating over the contract period. In agreement, this will represent a binding commitment to the successful Respondent.

Transnet reserves the right to request supporting evidence to substantiate the commitments made in the B-BBEE Improvement Plan.

OWNERSHIP INDICATOR	Required Responses	Current Status (%)	Future Target (%)
1. The percentage of the business owned by Black ¹ persons.	Provide a commitment based on the extent to which ownership in the hands of Black persons as a percentage of total ownership of the organisation would be sustained or increased over the contract period.		
2. The percentage of your business owned by Black women.	Provide a commitment based on the extent to which ownership in the hands of Black women as a percentage of total ownership of the organisation would be sustained or increased over the contract period.		
3. The percentage of the business owned by Black youth.	Provide a commitment based on the extent to which ownership in the hands of Black youth as a percentage of total ownership of the organisation would be sustained or increased over the contract period.		
4. The percentage of the business owned by Black persons living with disabilities	Provide a commitment based on the extent to which ownership in the hands of Black disabled persons as a percentage of total ownership of the organisation would be sustained or increased over the contract period.		
5. New Entrants ³ (Early stage business)	Provide a commitment based on the extent to which new entrants will be supported over the contract period.		

1 "**Black**" means South African Blacks, Coloureds and Indians, as defined in the B-BBEE Act, 53 of 2003

2 "**Black youth**" means Black persons from the age of 16 to 35

3 "**New Entrants**" means an early stage business which is similar to a start-up. However, an early stage business is typically 3 years old or less.

MANAGEMENT CONTROL INDICATOR	Required Responses	Current Status (%)	Future Targets (%)
6. The percentage of Black Board members in relation to the total number of Board members	<i>Provide a commitment based on the extent to which the number of Black Board members, as a percentage of the total Board, would be sustained or increased over the contract period.</i>		
7. The percentage of Black female Board members in relation to the total number of Board members	<i>Provide a commitment based on the extent to which the number of Black female Board members, as a percentage of the total Board, would be sustained or increased over the contract period.</i>		
8. Black Executives directors as a percentage of all executive directors	<i>Provide a commitment based on the extent to which the number of Black executive Directors as a percentage of all Executive Directors would be sustained or increased over the contract period.</i>		
9. Black female Executives directors as a percentage of all executive directors	<i>Provide a commitment based on the extent to which the number of Black female executive Directors as a percentage of all Executive Directors would be sustained or increased over the contract period.</i>		
Other Executive Management	Required Response	Current Status (%)	Future Targets (%)
10. Black Executive Management as a percentage of all executive directors	<i>Provide a commitment based on the extent to which the number of Black executive Managers as a percentage of all Executive Directors would be sustained or increased over the contract period.</i>		
11. Black Female Executive Management as a percentage of all executive directors	<i>Provide a commitment based on the extent to which the number of Black female executive Managers as a percentage of all Executive Directors would be sustained or increased over the contract period.</i>		
Senior Management	Required Response	Current Status (%)	Future Targets (%)
12. Black employees in Senior Management as a percentage of all senior management	<i>Provide the percentage of Blacks that would be appointed or retained by the Board and would be operationally involved in the day to day senior management of the business, with individual responsibility for overall and/or financial management of the business and actively involved in the development and implementation of overall strategy, over the contract period.</i>		
13. Black female employees in Senior Management as a percentage of all senior management	<i>Provide the percentage of Black females that would be appointed or retained by the Board and would be operationally involved in the day to day senior management of the business, with individual responsibility for overall and/or financial management of the business and actively involved in the development and implementation of overall strategy, over the contract period.</i>		
Middle Management	Required Response	Current	Future

Respondent's Signature

16

Date & Company Stamp

		Status (%)	Targets (%)
14. Black employees in Middle Management as a percentage of all middle management	<i>Provide the percentage of Blacks that would be retained or appointed by the organisation in the middle management cadre and would be operationally involved in the day to day management of the business, with individual responsibility for a particular area within the business and actively involved in the day to day management of the organisation, over the contract period.</i>		
15. Black female employees in Middle Management as a percentage of all middle management	<i>Provide the percentage of Blacks females that would be retained or appointed by the organisation in the middle management cadre and would be operationally involved in the day to day management of the business, with individual responsibility for a particular area within the business and actively involved in the day to day management of the organisation, over the contract period.</i>		
Junior Management	Required Response	Current Status (%)	Future Targets (%)
16. Black employees in Junior management as a percentage of all junior management	<i>Provide a commitment based on the extent to which the number of Black Junior Managers as a percentage of the total junior Managers, would be sustained or increased over the contract period.</i>		
17. Black female employees in Junior management as a percentage of all junior management	<i>Provide a commitment based on the extent to which the number of Black female Junior Managers as a percentage of the total junior Managers, would be sustained or increased over the contract period.</i>		
Employees with disabilities	Required Response	Current Status (%)	Future Targets (%)
18. Black employees with disabilities as a percentage of all employees	<i>Provide a commitment based on the extent to which the percentage of Black disabled employees, in relation to the total of all employees in the organisation, would be sustained or increased over the contract period.</i>		
PREFERENTIAL PROCUREMENT INDICATOR	Required Responses	Current Status (%)	Future Targets (%)
19. B-BBEE procurement spend from all Empowering Suppliers ⁴ based on the B-BBEE procurement	<i>Provide a commitment based on the extent to which B-BBEE spend from all Empowering Suppliers would be sustained or increased over the contract period.</i>		

⁴ "Empowering Suppliers" means a B-BBEE compliant entity, which should meet at least three of the following criteria if it is a Large Enterprise or one if it is a QSE:

(a) At least 25% of cost of sales excluding labour cost and depreciation must be procured from local producers or local supplier in SA, for service industry labour cost are included but capped to 15%.

(b) Job creation - 50% of jobs created are for Black people provided that the number of Black employees since the immediate prior verified B-BBEE Measurement is maintained.

(c) At least 25% transformation of raw material/beneficiation which include local manufacturing, production and/or assembly, and/or packaging.

(d) Skills transfer - at least spend 12 days per annum of productivity deployed in assisting Black EMEs and QSEs beneficiaries to increase their operation or financial capacity.

<p>recognition level as a percentage of total measured procurement spend</p>			
<p>20. 20 B-BBEE procurement spend from all Empowering Suppliers QSEs based on the applicable B-BBEE Procurement Recognition Levels as a percentage of Total Measured Procurement Spend</p>	<p><i>Provide a commitment based on the extent to which B-BBEE spend from Empowering Supplier QSEs would be sustained or increased over the contract period</i></p>		
<p>21. B-BBEE procurement spend from Exempted Micro-Enterprise based on the applicable B-BBEE procurement recognition Levels as a percentage of Total Measured Procurement Spend</p>	<p><i>Provide a commitment based on the extent to which B-BBEE spend from EMEs would be sustained or increased over the contract period</i></p>		
<p>22. B-BBEE procurement spend from Empowering Suppliers that are at least 51% black owned based on the applicable B-BBEE Procurement Recognition Levels as a percentage of Total Measured Procurement Spend</p>	<p><i>Provide a commitment based on the extent to which spend from Empowering Suppliers who are more than 51% Black-owned would be maintained or increased over the contract period.</i></p>		
<p>23. B-BBEE procurement spend from Empowering Suppliers that are at least 30% black women owned based on the applicable B-BBEE Procurement Recognition Levels as a percentage of Total Measured Procurement Spend</p>	<p><i>Provide a commitment based on the extent to which spend from Empowering Suppliers who are more than 30% Black women-owned would be maintained or increased over the contract period.</i></p>		
<p>24. B-BBEE Procurement Spent from Designated Group⁵ suppliers that are at least 51% Black owned</p>	<p><i>Provide a commitment based on the extent to which spend from suppliers from Designated Group Suppliers that are at least 51% Black owned would be maintained or increased over the contract period.</i></p>		

"PRELIMINARY COPY ONLY"

⁵ "Designated Groups" means:

- a) unemployed black people not attending and required by law to attend an educational institution and not awaiting admission to an educational institution;
- b) black people who are youth as defined in the National Youth Commission Act of 1996;
- c) black people who are persons with disabilities as defined in the Codes of Good Practice on employment of people with disabilities issued under the Employment Equity Act;
- d) black people living in rural and under developed areas; and
- e) black military veterans who qualifies to be called a military veteran in terms of the Military Veterans Act 18 of 2011.

Respondent's Signature

B

Date & Company Stamp

SUPPLIER DEVELOPMENT INDICATOR	Required Response	Current Status (%)	Future Target (%)
25. Annual value of all Supplier Development ⁶ Contributions made by the Measured entity as a percentage of the target	<i>Provide a commitment based on the percentage in your organisation's annual spend on Supplier Development initiatives, will be maintained or improved over the contract period.</i>		
ENTERPRISE DEVELOPMENT INDICATOR	Required Response	Current Status (%)	Future Target (%)
26. The organisation's annual spend on Enterprise Development ⁷ as a percentage of Net Profit after Tax [NPAT]	<i>Provide a commitment based on the retention or increase in your organisation's annual spend on Enterprise Development initiatives, as a percentage of its Net Profit after Tax, over the contract period.</i>		

"PREVIEW COPY ONLY"

⁶ **"Supplier Development"** means monetary or non-monetary contributions carried out for the benefit of value-adding suppliers to the Measured Entity, with the objective of contributing to the development, sustainability and financial and operational independence of those beneficiaries:

(a) Supplier Development Contributions to suppliers that are Exempted Micro-Enterprises or Qualifying Small Enterprises which are at least 51% black owned or at least 51% black women owned.

Supplier Development within the context of the B-BBEE scorecard must be differentiated from Transnet's Supplier Development Initiatives. Whereas the former relates to the definition above, the latter relates to improving the socio-economic environment through initiatives that are committed to as part of a contract award that contribute to the development of a competitive supplier base in relation to a particular industry.

⁷ **"Enterprise Development"** means monetary and non-monetary contributions carried out for the following beneficiaries, with the objective of contributing to the development, sustainability and financial and operational independence of those beneficiaries:

(a) Enterprise Development Contributions to Exempted Micro-Enterprises or Qualifying Small Enterprises which are at least 51% Black owned or at least 51% Black women owned;

ANNEXURE A

ASSET DESCRIPTION: WORKSHOP / OFFICES

ASSET LOCATION: TRACTION DEPOT

CITY / TOWN: BEACONSFIELD

WORK DESCRIPTION: MAINTENANCE AND PAINTWORK

TENDER NO:

ASSET NO: 02AB161K

ITEM NO. SPECIFICATIONS PER ITEM.

CEILINGS

- 18 Work description: Remove cornice and clean area ready to fit new type of cornice.
- 25 Work description: Replace existing cornice with skirting and quarter rounds (76mm x 76mm to form coner and finish with 19mm quarter round). Remove existing cornice complete. Use 2/76mm Meranti wood skirting and 19mm Meranti wood quarter rounds in single lengths where practical. Skirting shall be trenched at back. Secure skirting with wood plugs and nails or with steel nails spaced at 500mm centres. The nail heads shall be counter sink and the holes filled with suitable wood filler and finished smooth. Joints at headings, internal corners and external corners shall be mitre. All joints shall be neat and tight fitted without the use of fillers. No sections shall be shorter than 450mm
- 34 Work description: Install suspended ceiling. Install Pelican Donn system suspending ceiling complete with laminated white vinyl covered ceiling tiles. The boards shall be installed according to the manufacture's specification. Hold down clips must be used to hold the boards firmly in position. After installation the ceiling shall be level and all grid strips shall be straight. Use Donn Products ceiling grid & accessories or Mac steel interior systems grids and accessories. Use the LSM 25 cornice wall moulding from Donn and T37 main tee with T32 cross tee and or similar system from Mac steel Interior systems. Use 2.5mm pre stress galvanized wire, 4mm rod suspension system or 19mm wide galvanized strap as hangers. The installation shall be done according to the specification of the relevant manufacture. After installation the ceiling shall be level and all grid strips shall be straight. No damaged strips or boards shall be approved.
- 37 Work description: Prepare ceiling area for painting. Wash ceiling thoroughly with hot water and sugar soap in order to remove any traces of dust, fat, oil and any other dirt. Preparation of ceilings shall include the driving in of all proud standing nails at rhino or Nutec ceilings or opening of all fine cracks with a sharp object, the filling of cracks and all small holes in ceiling with an appropriate filler. The areas under repair must be sanded down to a smooth, even finish. Brush down the surface, removing all loose particles and dust ensuring that the surface is sound. Sand existing paint on ceilings to provide bond for new paint. After sanding, wipe ceiling thoroughly with clean damp cloth to remove sanding dust. Let ceiling dry completely before any paint is applied. No sweeping or dusting shall be done after the ceiling has been prepared for painting or while painting is in progress or while paint is still wet.
- 44 Work description: Paint ceiling complete, undercoat and gloss enamel
Paint work to ceilings include the cover strips, cornices stopping, sanding, dusting and priming of nail heads and screws. Ceilings previously painted with enamel paint: Apply one coat of universal undercoat (SABS 681) and one coat white GLOSS ENAMEL paint (SABS 515). All surfaces not being painted such as brickwork, sills, floors, joinery work and the like must be covered up and protected against spotting before any painting is commenced with. No sweeping or dusting shall be done while painting is in progress or while paint is still wet.

WALLS INTERIOR

Respondent's signature: _____ **Date:** ____/____/____

TENDER NO:

ASSET NO: 02AB161K

ITEM NO. SPECIFICATIONS PER ITEM.

- 58 Work description: Prepare smooth plaster walls for painting.
Wash wall thoroughly with hot water and sugar soap in order to remove any traces of dust, fat, oil and any other dirt. Preparation of walls shall include opening all fine cracks with sharp object, the filling of cracks and all holes in wall with the appropriate filler or patching plaster, depending on the size of the cracks or holes. The areas under repair must be sanded down to a smooth, even finish. Brush down the surface removing all loose particles and dust ensuring that the surface is sound. Sand paint on walls to provide bond for new paint. Rinse wall thoroughly with clean water. Let wall dry completely before any paint is applied. No sweeping or dusting shall be done after the wall had been prepare for painting, while painting is in progress or while paint is still wet.
- 67 Work description: Paint smooth plaster walls with one coat universal under coat and one coat gloss enamel.
All paint work shall be done to the specification of the manufacturer. Over coating shall be done as specified by the manufacturer. All surfaces not being painted, such as brickwork, sills, floors, joinery work and the like must be covered up and protected against spotting before any painting is commenced with. No sweeping or dusting shall be done while painting is in progress or while paint is still wet. All items that are more cost effective to remove from wall and to re-fix must be removed to avoid cutting in against items such as notice boards, towel rails and other such items.
- 74 Work description: Chip 80% of wall and provide key coat on wall for ceramic tiles
Apply Tylon Key it or Tal primer and keying agent to smooth surfaces. Surface must be firm, free of dust, wax polish and organic growth. Painted and gypsum plastered surfaces need to be chipped to remove 80% of paint or gypsum. Apply Tylon Key it or Tal keying agent as specified by the manufacturer.
BEFORE ANY TILING MAY COMMENCE, THE REPRESENTATIVE MUST FIRST APPROVE THE SURFACE
- 77 Work description: Remove glazed wall tiles.
Remove old tiles completely with all adhesive and clean surfaces thoroughly, ready for new tiles.
- 83 Work description: Provide/Replace tile splash back for basin.
The adhesive shall be as recommended by the manufacturer of the tiles. Joints shall be level, straight, continuous and with 2mm spacers for tiles up to 250 x 200mm and 3mm for size above as recommended by the tile manufacturer.

WINDOWS INTERIOR

- 121 Work description: Fit or Replace window handle.
Replace or fit new Brass or chrome plated window handle to match existing handles. Fix with right type and of matching metal finish screw. Apply lock tight to screw.
- 134 Work description: Fit or replace window sliding stay.
Provide and replace or fit new brass or chrome plated sliding stay to match existing sliding stays. Fix sliding stay with right type and matching metal screw. Apply lock tight or similar product to screw.
- 135 Work description: Fix loose peg stay
Fix brass or chrome plated window handle with right type and of matching metal finish screw. Apply lock tight to screw.

Respondent's signature: _____ Date: ____/____/____

TENDER NO:

ASSET NO: 02AB161K

ITEM NO. SPECIFICATIONS PER ITEM.

157 Work description: Paint window sills.
Remove all polish with turps or thinners and sand window sill completely, clean sill with damp cloth to remove all sanding dust. Apply two coats of Plascon, Dulux gloss floor or Stoep paint for previously painted sills and two coats stone dressing to un-painted quarry tile window sills.

162 Work description: Install vertical blinds (1)
*** MESUREMENT*** For recess fix blinds the clearance between bottom of blinds and window sill shall be 10 mm. For face fix blinds the blinds shall cover the window with plus 150 mm on each side of window where possible, the top of the blind shall be 100 mm above the lintel and the bottom of the blinds shall be 150 mm below the window sill. Rails to be fit with quick snap-out clamps spaced not more than 900mm apart.

IMPORTANT - THE TOP POCKETS HOUSING THE LOUVRE SLATS/HANGERS AND THE BOTTOM POCKETS HOUSING THE MOULDED PVC BOTTOM WEIGHTS SHALL BE SEWN AND SHALL NOT GLUED OR HEAT SEALED

Track of extruded aluminium construction measuring 44.5mm wide by 25mm natural anodized finish (25 micron) as standard or an option of white powder coated finish. Fixing for TOP FIX (ceiling or recess fix) use extruded aluminium "QUICK CLIP FIX" brackets secured to the top of the recess with 5mm dia x at least 40mm long "Hilti" prefix anchors, track to clipped into the brackets. For FACE FIX extruded aluminium "QUICK CLIP FIX" brackets are used which are firstly anchored to the wall by means of 5mm dia x at least 40mm long "Hilti" prefix anchors and the track then clipped into the integral bracket. The brackets must be anodized or powder coated to match the specific track. Mechanism The runners shall be of high quality construction incorporating a safety/slipping clutch to ensure the correct alignment of the blades. The runners to be 10mm wide and operate on wheels and are linked together with nylon links which ensure a minimum of 13mm overlap on each blade/vane. Control cord to be white, plastic tension type and the blades rotated cord bead chain cord. The hanger on the runner to be moulded from clear polycarbonate and to be the "peg" design. The vertical position of the blades is maintained by moulded PVC bottom weights (weighing 50 grams for 127mm blades and 38 gram for 90mm) in a pocket at the bottom of the vane/blade which are interconnected by means of twin, snap-on, white, plastic link chain. Glass fibre and Acrylic composition; all of which are vinyl coated and anti-static treated

163 Work description: Install/replace vertical blinds (2)
See install/replace Vertical blinds (1) for specifications

WINDOWS INT AND EXT

186 Work description: Replace cracked/broken window panes (clear).
Remove broken windowpane and clean frame from all rust and dirt. Paint frame with anti rust metal primer. Fixing of glass shall comply with part N of section 3 of SABS 0400. The glass for glazing shall comply with (cks 55). The thickness of panes related to its area shall be in accordance with (SABS 0137). Glazing putty shall comply with (SABS 680). Back putty shall not exceed 3mm. Glazing shall be executed in accordance with (SABS 0137). Front putty must be straight and in line with the top of the frame profile. Glass panes shall have adequate clearance between the edges of glass and the rebates as no glass to metal/wood contact at any point will be permitted.

Respondent's signature: _____ Date: ____/____/____

TENDER NO:

ASSET NO: 02AB161K

ITEM NO. SPECIFICATIONS PER ITEM.

- 206 Work description: Paint window frame complete with burglar bars. Clean window frame from rust and dirt by scraping or by means of steel wire brush. Sand frame complete and wipe off all sanding dust to obtain a perfectly clean surface. Prime all exposed metal surfaces with an approved metal primer. Apply one coat universal undercoat and one coat Dulux Pearl glo gloss. After painting, window-opening sections shall open and close easily. All Window handles, peg stays and sliding stays shall be removed to paint window. The Window handles, peg stays and sliding stays shall be removed cleaned and re-fitted. Contractor shall be responsible for any lost window fittings

DOORS/SECURITY GATES

- 241 Work description: Fit cabin hook. Fit all doors swinging outwards with cabin hook and eye holders.
- 243 Work description: Fit / replace rubber type door stop. Fit rubber type door stop to prevent door handle from hitting the wall/wall tiles. Fit/ Replace damaged or missing door stops with new 38mm diameter rubber door stops, each properly fixed to floor with a steel screw, screwed to plug in floor. Fix door stop to floor with 8mm fisher plug and screw not shorter than 40mm.
- 262 Work description: Replace 4 lever mortise lock with handles. Mortise locks and mortise lock furniture shall comply with (SABS 4) and shall have SABS mark on each lock. Each lock shall have two keys and lock shall not have interchangeable keys.
- 288 Work description: Varnish door complete, 2 coats. Previously varnished doors: Remove handles, wash thoroughly with a suitable detergent to remove all dirt and rinse with clean water. Remove defective varnish and repair all holes and defective places with a suitable wood filler. Sand complete door and wipe off all sanding dust with a damp cloth. Allow to dry and apply two coats of varnish on varnished doors. Re-fit door handles. New doors to be varnished: Remove lock and door handles, Fill all defective places with suitable wood filler sand smooth and wipe sanding dust off with damp cloth. Allow to dry and apply. Apply three coats varnish on doors. Allow varnish to dry between coats. Re-fit lock and handle.

DOORFRAMES

- 329 Work description: Paint frame complete. Previously painted wooden door frame: Wash thoroughly with a suitable detergent to remove all dirt, rinse with clean water. Remove defective paint/varnish and repair all holes and defective places with a suitable wood filler. Sand complete frame and wipe off all sanding dust with a damp cloth. Allow to dry and apply one coat universal and two coat finishing paint as per work list. Previously painted steel doorframes: Clean door frame from all rust and dirt by means of scraping, steel wire brush or sanding. Sand frame complete and wipe off all sanding dust with damp cloth. Allow to dry. Spot prime all exposed metal surfaces with an approved metal primer. Apply one coat universal undercoat and one coat Dulux white gloss paint. New wooden door frames to be painted/varnished: Sand smooth, wipe sanding dust off with damp cloth, allow to dry and apply one coat wood primer, one coat universal undercoat and two finishing coats as per work list. Allow paint to dry between coats.

Respondent's signature: _____ Date: ____/____/____

TENDER NO:

ASSET NO: 02AB161K

ITEM NO. SPECIFICATIONS PER ITEM.

- 330 Work description: Paint frame with fan light, complete 1 under coat and 1 coat Dulux gloss paint.
Previously painted wooden door frame: Wash thoroughly with a suitable detergent to remove all dirt, rinse with clean water. Remove defective paint and repair all holes and defective places with a suitable wood filler. Sand complete frame and wipe off all sanding dust with a damp cloth. Allow to dry and apply one coat universal and one coat gloss enamel on painted frames. Previously painted steel doorframes: Clean doorframe from all rust and dirt by means of scraping, steel wire brush or sanding. Sand frame complete and wipe off all sanding dust with damp cloth. Allow to dry. Spot prime all exposed metal surfaces with an approved metal primer. Apply one coat universal undercoat and one coat gloss-enamel. New wooden door frames to be painted: Sand smooth, wipe sanding dust off with damp cloth, allow to dry. Apply one coat wood primer, one coat universal undercoat and 2 coats Dulux pearlo on doors frames. Allow paint to dry between coats as per manufacturer specifications

FLOORS

- 353 Work description: Remove vinyl floor tiles and clean floor.
Remove tiles completely and remove all debris from site.
- 373 Work description: Chip 80% and provide key coat on floor for ceramic tiles.
Chip floor to 80%. Before tiling, clean floor, apply Tylon (Tylon key it mixed with Tylon plaskey) or Tal primer and keying agent for use on smooth surfaces. Mix and apply primer and keying agent as per the manufacturer specifications on container on how to mix and apply the key coat)
- 374 Work description: Lay first grade ceramic tiles on floor.
*BEFORE TILING COMMENCES, THE REPRESENTATIVE MUST FIRST APPROVE THE SURFACE, IN SITE BOOK *ALL TILES THAT SOUND HOLLOW SHALL BE REMOVED AND RE-FIXED. ***USE ONLY TYLON WB11, TAL PROFESSIONAL ADHESIVE OR TYPE APPROVED BY PROJECT MANAGER. ***NEVER USE SPOT OR BLOB METHODS.***NEVER BUT JOINT TILES. Thoroughly clean surfaces before any tiling commences. Smooth or painted surfaces must be chipped to 80% of area. KEY IT from TAL or TYLON must be applied over whole area. Glazed floor tiles shall comply with (SABS 1449). Tiles shall be even in shape and size, free from cracks, twists or blemishes and uniform in colour. The adhesive shall be Tylon WB11 tile adhesive for ceramic tiles and Tylon adhesive for porcelain tiles if porcelain tiles is specified. The use of any other type shall only be allowed if approved by the Project manager after adhesive was tested on site. Joints shall be straight, continuous with 5mm widths and pointed with waterproofing grout compound from TAL, Tylon or aproved type. Symmetrical arrangement of tiling with cutting along both sides of panels to avoid cutting of tiles smaller than 75mm wide shall be done. Cutting and fitting of tiles against walls and around doorframes, sanitary fittings, etc must be neat, with a gap between 4 and 6mm. Tile shall be level to each other at joints. Replace one broken or cracked floor tile between existing tiles. Use notched trowel to apply adhesive 10mm X 10mm notches at 6mm intervals. The BLOB and SPOT method must not be used. All excess adhesive shall be removed from joints before drying has occurred. Tiles must be dry before being bedded. Tap tiles level with a rubber mallet. All tiles must make 100% contact with adhesive, make sure there are no voids. Any tile that sound hollow, if tapped, shall be removed. Allow the adhesive to cure for 2 to 3 days before grouting. Use only approved grout, mix grout with Tylon or Tal Bond-it in areas specified. Fill joints to lower edge of bevel and not level with the top of the tile. The work must be kept very clean during grouting as dried grout is almost impossible to remove from textured tiles. DO NOT USE ACIDS, SPIRITS OF SALTS, AMMONIA, OTHER STRONG CHEMICALS OR STEEL WOOL TO CLEAN TILES.

Respondent's signature: _____ Date: ____/____/____

TENDER NO:

ASSET NO: 02AB161K

ITEM NO. SPECIFICATIONS PER ITEM.

- 396 Work description: Remove grano skirting.
Hack off granolithic skirting, clean wall and remove all debris from site.
- 429 Work description: Paint floor complete with NOSA stripes. (Including skirting)
Item include cleaning of floor to the satisfaction of the project manager.

PLUMBING INTERIOR

- 475 Work description: Remove wash hand basin, complete.
- 478 Work description: Install/replace wash hand basin, 2 taps, connector, outlet and rubber trap. Wash hand basins white porcelain/glazed ceramic and shall comply with (SABS 497). Pillar taps shall be chromium plated brass and of heavy pattern Cobra brand and shall comply with (SABS 226). Taps for hot water shall be marked with red coloured plastic inserts and fixed on the left hand side of all basins, sinks, showers, etc. Taps for cold water with green/blue plastic inserts on the right hand side. Waste outlet shall be chromium plated brass with plug, chain and of Cobra brand and shall comply with (SABS 226). Rubber trap shall comply with (SABS 1321). Installation of basin, taps, waste outlet and trap shall be done in accordance with the relevant manufacturer's instructions. Basin shall be fixed with silicone layer between basin and wall. Basin shall be level and shall be 800mm from finished floor level to top front section of basin if no pedestal basin is specified.

PAINT PIPES/STEEL/MISCELLANEOUS

- 566 Work description: Paint pipes against wall 15 to 120mm dia
Remove all defective paint, clean pipes sand completely and wipe off all sanding dust with damp cloth. Apply one coat universal undercoat and 1 coat gloss enamel

FIT/REPLACE ITEMS/ FURNITURE

- 576 Work description: Fit/Replace mirror.
Mirrors shall comply with the requirements of SABS Specification 1236, Class A. Unframed mirrors shall have polished edges (Bevelled edges are not permitted). Provide mirrors where shown or mentioned, size as specified in work list, side shall be rounded and polished edge silvered plate glass. Each mirror to be drilled four (4) times and countersunk screwed to plugs in wall with 38mm long screws, fitted with domed chromium-plated cups. Provide at each fixing point a felt washer between wall and mirror or if specified on work list with mirror adhesive.
- 583 Work description: Fit/Replace towel rail
Provide chrome plated towel rail and brackets. Towel rail shall be 1m long and fix with timber plugs and at least 35mm long countersunk self-tapping screws. REFIX TOWEL RAILS: Remove loose towel rails from wall. Drill out the existing wall plugs and replace with new patent plastic or hardwood wall plugs. Refit towel rails with 38mm long chromium-plated round-headed screws, securely screwed to plugs in wall.

ROOF

Respondent's signature: _____ Date: ____/____/____

TENDER NO:

ASSET NO: 02AB161K

ITEM NO. SPECIFICATIONS PER ITEM.

- 593 Work description: Replace loose screws with coach type roof screws FOR CORR IRON SHEETS.
Replace all loose screws with 75mm coach screws for corr iron. The coach screws shall be screwed into the wood purlin, using either a hand-operated speed wrench or an electrical nut runner. The screws must be screwed into the purline at an angle of 90 degree to the profile of the roofing sheet. THE SCREW MUST NOT BE HAMMERED INTO THE PURLINE.
Use bond it roof washer with coach screws.
CARE MUST BE TAKEN NOT TO DAMAGE ROOF SHEETS. DO NOT OVER TIGHTEN NEW ROOF SCREWS.
N.B. Any damage to roof covering shall be repaired or replaced by the contractor at his own expense.
- 656 Work description: Paint roof sheets underside of roof overhang and/or veranda
The Project manager must first approved roof after cleaning before the first coat is apply and must first approved the first coat before the second coat can be applied. The roof paint shall be applied by paint shall be applied by.
Roof shall be 100% clean before the roof paint is applied. All the rusted areas shall be spot primed, and the primer shall be dry before the first coat of Dulux roof guard or Plascon roof paint is applied. The roof paint shall be applied by brush, the use of roller or broom is not permitted. The paint shall be apply according to the manufacturer specifications and over coat times.
- 657 Work description: Paint roof CORRUGATED
The Project manager must first approve roof after cleaning, before the first coat is applied and must first approve the first coat before the second coat can be applied. Roof shall be 100% clean before the roof paint is applied. All the rusted areas shall be spot primed, and the primer shall be dry before the first coat of Dulux roof guard or Plascon roof paint is applied. The roof paint shall be applied by brush, the use of roller or broom is not permitted. The paint shall be applied according to the manufacturer's specifications and over coat times.
EVEN IF THE PROJECT MANAGER DID APPROVE THE ROOF TO BE PAINTED AFTER THE ROOF HAD BEEN CLEANED, THE CONTRACTOR WILL STILL BE RESPONSIBLE IF THE PAINT PEEL DURING THE RETENTION OR GUARANTEE PERIOD, AS THE CONTRACTOR SHALL PREPARE WORK AND APPLY THE PAINT ACCORDING TO THE MANUFACTURE'S SPECIFICATIONS.
- 666 Work description: Paint expose roof timber purlin.
Item include, remove all loose, chalky, flaking, peeling paint from wood purlines, sand and cleaning by washing off all dirt and sanding dust, leave to dry before applying paint. Apply 1 coat universal under and 1 coat white Dulux gloss paint
- 667 Work description: Paint expose roof timber sprockets.
Item include, remove all loose, chalky, flaking, peeling paint from wood sprocket, sand and cleaning by washing off all dirt and sanding dust, leave to dry before applying paint. Apply 1 universal under coat and 1 coat white Dulux gloss paint

FACIA/BARGE BOARDS

Respondent's signature: _____ Date: ____/____/____

al

TENDER NO:

ASSET NO: 02AB161K

ITEM NO. SPECIFICATIONS PER ITEM.

- 680 Work description: Fit / Replace barge board
Carefully loosen sheet iron capping where applicable or take down and remove galvanized capping where applicable. Take down barge boards and remove from site. Where necessary cut roof sheeting to be level with purline ends. The verges of roof to be finished with 200 x 80mm plain pressed fibre cement barge boards with bottom ends projecting 100mm beyond fascia board or in line with outer edge of gutter stop end, The edge of barge boards at bottom end shall be cut vertical level. The barge boards shall be securely fixed to projecting purlin ends to galvanized barge board cleat brackets. Full length boards shall be used if necessary to joint in section of barge board the section shall not be shorter than the purline spacing distance.
- 685 Work description: Paint Barge board complete with 1 coat universal undercoat 1 coat Dulux white gloss paint.

GUTTERS/DOWNPIPES

- 686 Work description: Clean gutters inside
Remove all leaves, ground and other debris from gutter, and rinse with clean water.
- 688 Work description: Fit/provide gutter straps
Provide 1,6mm thick galvanized hoop iron straps, 52mm wide, to every second gutter bracket, holed and bent to suit size of gutter, fixed to inside of gutter bracket with gutter bolts and to bottom purlin of roof with roofing screws and washers.
- 699 Work description: Paint gutters outside complete
Previously painted gutters: Remove all defective paint, sand gutter complete and clean surface from all dust and dirt. Apply one coat universal undercoat and one coat of gloss enamel.
- 707 Work description: Paint down pipe complete
Previously painted down pipes: Remove all defective paint, sand down pipe completely and clean from dust and dirt. Apply one coat universal undercoat and one coat of gloss enamel.

WALLS EXTERIOR

- 736 Work description: Supply and fit asset number to building.
Supply white car number plate type and size sign with building asset number on. Number size shall be at least 75mm wide. Fit next to main entrance of building.

DOOR GARAGE/STEEL

- 849 Work description: Steel combination door and frame paint 2 coats
Wash thoroughly with a suitable detergent to remove all dirt and rinse with clean water. Remove defective paint. Sand complete door and wipe off all sanding dust with a damp cloth, allow to dry. Spot prime bare metal areas with steel anti rust primer. Apply one coat universal undercoat and one coat gloss enamel paint.

SITE SAFETY/CLEANING/CUT TREE/RUBBLE

- 939 Work description: Cut back tree branches overhanging roof
All equipment and machinery that will be used in the execution of the contract shall comply with the safety standards as required in Act 85 of 1993 and all amendments and all regulations to the Act. Personnel shall have all the necessary safety equipment at all times in their possession and shall use it. The contractor shall repair and make good any damage to buildings, fences and any other property to the satisfaction of the representative. The Contractor shall remove and dispose of all the branch and rubbish that may accumulate on the site. After completion the contractor shall leave the site in a clean and tidy condition.

Respondent's signature: _____ Date: ____/____/____

BEACONSFIELD

WORKSHOP / OFFICES

ASSET NO 02AB161K

INTERIOR WORK LIST ROOM 1

CONTRACT NO:

CEILING

- ITEM 18 Remove existing type of cornice to fit a different type, clean wall and ceiling ready to fit new type cornice. fitting of new cornice not included in this item. 34 M
- ITEM 25 Fit or replace existing type with meranti wood skirting and quarter rounds as cornice(76mm x 76mm to form coner and finish with 19mm quarter round), no section of skirting or quarter rounds shall be shorter than 450mm. 34 M
- ITEM 37 Prepare ceiling surface for painting. wash rhino, nutec or concrete ceilings with sugar soap. fill all cracks and holes, sand existing ceiling paint to provide bonding for new paint. rinse ceiling with clean water to remove sugar soap and sanding dust. 70 M^2
- ITEM 44 Paint ceilings 1 coat universal undercoat and 1 coat gloss enamel. apply paint only after preparation as per specification. 70 M^2

WINDOWS INTERIOR

- ITEM 131 Fit or replace window handle. apply lock tight or similar product to screws chrome plated handle 2 EA
- ITEM 134 Fit or replace window sliding stay. apply lock tight or similar product to screws chrome plated stay 1 EA
- ITEM 135 Fix loose peg stay with right type screw. apply lock tight or similar product to screws 3 EA
- ITEM 157 Paint window sill: item includes, wash, sand, rinse with clean water and paint of previously painted window sill with 2 coats grey floor/stoep paint. 2 M^2
- ITEM 162 Install vertical blinds ** complete with new rail ** with approved type blinds. Size 1811mm wide x 1545mm drop, colour plain fawn. measured for ** face** fit. Rail anodized alumium. read attached spec !! 5 EA

WINDOWS INT AND EXT

- ITEM 186 Replace cracked or broken window panes clear, size 350mm x 450mm x 3mm. clean frame apply 1 coat anti rust paint. see attached detail specification. place sheet on floor or garden to catch all broken pieces of glass 5 EA
- ITEM 206 Paint window frame complete with burglar bars, 1 coat universal undercoat and 1 coats Dulux pearl glo White gloss. Item includes removing all old paint from glass area and cleaning of glass. see detailed specifications. 10 M^2

DOORS/SECURITY GATES

- ITEM 241 Fit chrome plated cabin hook to keep door open. 2 EA

DOOR FRAMES

- ITEM 329 Paint door frame 1 coat undercoat and 1 coats Dulux pearl glo White gloss. single steel frame. 115mm=1.150m2. single 230mm=1.750m2. double 1511mm x 115mm=1.29 m2. double 1511mm x 230mm=1.96 m2. Do preparation as per specification 3 M^2

FLOORS

- ITEM 429 Paint floor two coats Dulux or Plascon dark grey floor paint with NOSA stripes complete. Clean floor from all oil, grease, dirt with heavy duty detergent to the satisfaction of the project manager. rinse with clean water and leave to completely dry out.(Includig skirting) 70 M^2

BEACONSFIELD

WORKSHOP / OFFICES

ASSET NO 02AB161K

INTERIOR WORK LIST ROOM 2

CONTRACT NO:

CEILING

- ITEM 34 Install Pelican Donn system suspending ceiling complete with laminated white vinyl covered ceiling tiles to existing concrete ceiling. See attached specifications for item 13 M^2

WALLS INTERIOR

- ITEM 58 Prepare walls for painting, wash smooth plaster walls with sugar soap, open cracks up to 4mm with sharp object, fill cracks and all holes, sand level and sand wall complete to provide bond for new paint, rinse with clean water to remove all sanding dust. 40 M^2
- ITEM 67 Paint smooth plaster walls with 1 coat universal undercoat and 1 coat gloss enamel. apply paint only after preparation as per attached specification. colour barely beige code 3h1-1 40 M^2
- ITEM 74 Chip 80% of wall area to be tiled and apply key coat to wall before laying ceramic tiles. key coat shall be apply according the manufacturer specification on container 1 M^2
- ITEM 77 Remove glazed wall tiles complete from plaster or brick wall. remove all adhesive. 1 M^2
- ITEM 83 Provide tile splash back for basin 1m x 1m. use only 1st grade white ceramic 200mm x 250 mm wall tiles. item includes white plastic tile edge strip on top and on both sides of splash back. 1 M^2

WINDOWS INTERIOR

- ITEM 157 Paint window sill: item includes, wash, sand, rinse with clean water and paint of previously painted window sill with 2 coats grey floor/stoep paint. 1 M^2
- ITEM 163 Install / replace vertical blinds ** complete with new rail ** with approved type blinds. size 2011mm wide x 1345mm drop. colour plain fawn. measured for ** face** fit. rail anodized aluminium. read attached spec 1 EA

WINDOWS INT AND EXT

- ITEM 186 Replace cracked or broken window panes clear, size 350mm x 450mm x 3mm. clean frame apply 1 coat anti rust paint. see attached detail specification. place sheet on floor or garden to catch all broken pieces of glass 2 EA
- ITEM 206 Paint window frame complete with burglar bars, 1 coat universal undercoat and 1 coats Dulux pearlglo White gloss. Item includes removing all old paint from glass area and cleaning of glass. see detailed specifications. 2 M^2

DOORS/SECURITY GATES

- ITEM 243 Fit or replace standard round rubber type door stop 1 EA
- ITEM 261 Replace mortice lock with sabs approved 4 lever mortice lock with 3 keys. if more than 1 lock to be replaced keys shall not be interchangeable. sabs mark shall be on lock. 1 EA
- ITEM 288 Varnish door complete both sides, side edges and top edge, 3 coats varnish. use exterior varnish on exterior side. door 810mmx2.03m= 3.66m2. Door 750mmx2.03m= 3.42m2. Do preparations as per attached specifications. Item include remove and re-fit of handle 4 M^2

DOORFRAMES

- ITEM 330 Paint door frame with fan light. undercoat and 1 coats Dulux pearlglo White gloss. item includes the paint of fan light window. single frame. 115mm=1.85m2. 230mm=2.50m2. double frame 1511mmx115mm =2.1 m2. 230mm=3.00 m2. preparation included 2 M^2

FLOORS

- ITEM 353 Remove vinyl floor tiles complete and clean floor from all adhesive 13 M^2
- ITEM 373 Chip 80 % of concrete floor area. supply and apply Tylon or tal key coat to floor for ceramic tiles (please read the manufacture specifications on container on how to mix and apply the key coat) 13 M^2
- ITEM 374 Lay 1st grade ceramic floor tiles on floor (use 10 x 6mm notched trowel) joints 5mm wide use only Tylon WB11 tile adhesive for ceramic tiles adhesive as approved by project manager. Type tile as per sample tile shown at site meeting Read specifications 13 M^2

INTERIOR WORK LIST ROOM 2**CONTRACT NO:****FLOORS**

ITEM 396 Remove grano skirting, completely, from wall and floor and clean wall and floor. 14 M

PLUMBING INTERIOR

ITEM 475 Remove hand wash basin complete with brackets and waste pipe. item include the repair of all holes in wall. item does not include the water pipes. see item to remove water pipes per job as necessary. 1 EA

ITEM 478 Install approved type porcelain wash hand basin, 2 cobra heavy pattern pillar taps with star handle, 2 braided flex connectors, chrome plated brass outlet, chain, plug and rubber trap (install basin 800mm high from floor to front top edge of basin) 1 JOB

PAINT PIPES/STEEL/MISCELLANEOU

ITEM 566 Paint pipes 15 to 120mm dia, paint pipes against walls 2 coats different paint and or colour as walls. 15mmx1.0m=0.076m². 25mmx1.0m=0.10m². 40mmx1.0m=0.16m². 50mmx1.0m=0.076m². 75mmx1.0m=0.10m². 110mmx1.0m=0.16m². 1 M²

FIT/REPLACE ITEMS/ FURNITURE

ITEM 576 Fit mirror 350mm x 450mm fix with two sided tape and mirror adhesive 1 EA

ITEM 583 Fit / replace towel rail 1 EA

"PREVIEW COPY ONLY"

BEACONSFIELD

WORKSHOP / OFFICES

ASSET NO 02AB161K

INTERIOR WORK LIST ROOM 3

CONTRACT NO:

CEILING

ITEM 34 Install Pelican Donn system suspending ceiling complete with laminated white vinyl covered ceiling tiles to existing concrete ceiling. See attached specifications for item 17 M^2

WALLS INTERIOR

ITEM 58 Prepare walls for painting, wash smooth plaster walls with sugar soap, open cracks up to 4mm with sharp object, fill cracks and all holes, sand level and sand wall complete to provide bond for new paint, rinse with clean water to remove all sanding dust. 48 M^2

ITEM 67 Paint smooth plaster walls with 1 coat universal undercoat and 1 coat gloss enamel. apply paint only after preparation as per attached specification. colour: barely beige code 3h1-1 48 M^2

ITEM 74 Chip 80% of wall area to be tiled and apply key coat to wall before laying ceramic tiles. key coat shall be apply according the manufacturer specification of container 1 M^2

ITEM 77 Remove glazed wall tiles complete from plaster or brick wall. remove all adhesive. 1 M^2

ITEM 83 Provide tile splash back for basin 1m x 1m. use only 1st grade white ceramic 200mm x 250 mm wall tiles. item includes white plastic tile edge strip on top and on both sides of splash back. 1 M^2

WINDOWS INTERIOR

ITEM 131 Fit or replace window handle. apply lock tight or similar product to screws chrome plated handle 1 EA

ITEM 134 Fit or replace window sliding stay. apply lock tight or similar product to screws chrome plated stay 1 EA

ITEM 135 Fix loose peg stay with right type screw. apply lock tight or similar product to screws 1 EA

ITEM 157 Paint window sill: item includes, wash, sand, rinse with clean water and paint of previously painted window sill with 2 coats grey floor/stoep paint. 1 M^2

ITEM 163 Install / replace vertical blinds ** complete with new rail ** with approved type blinds. size 2011mm wide x 1345mm drop. colour plain fawn. measured for ** face** fit. rail anodized aluminium. read attached spec 1 EA

WINDOWS INTERIOR EXT

ITEM 186 Replace cracked or broken window panes clear, size 350mm x 450mm x 3mm. clean frame apply 1 coat anti rust paint. see attached detail specification. place sheet on floor or garbage to catch all broken pieces of glass 3 EA

ITEM 206 Paint window frame complete with burglar bars, 1 coat universal undercoat and 1 coats Dulux pearl glo White gloss. Item includes removing all old paint from glass area and cleaning of glass. see detailed specifications. 2 M^2

DOORS/SECURITY GATES

ITEM 243 Fit or replace standard round rubber type door stop 1 EA

ITEM 262 Replace mortice lock with sabs approved 4 lever mortice lock with 3 keys. if more than 1 lock to be replaced keys shall not be interchangeable. sabs mark shall be on lock. 1 EA

ITEM 288 Varnish door complete both sides, side edges and top edge, 3 coats varnish. use exterior varnish on exterior side. door 810mmx2.03m= 3.66m2. Door 750mmx2.03m= 3.42m2. Do preparations as per attached specifications. Item include remove and re-fit of handle 4 M^2

DOORFRAMES

ITEM 330 Paint door frame with fan light. undercoat and 1 coats Dulux pearl glo White gloss. item includes the paint of fan light window. single frame.115mm=1.85m2. 230mm=2.50m2. double frame 1511mmx115mm =2.1 m2. 230mm=3.00 m2. preparation included 2 M^2

FLOORS

ITEM 353 Remove vinyl floor tiles complete and clean floor from all adhesive 17 M^2

INTERIOR WORK LIST ROOM 3

CONTRACT NO:

FLOORS

- ITEM 374 Lay 1st grade ceramic floor tiles on floor (use 10 x 6mm notched trowel) joints 5mm wide use only Tylon WB11 tile adhesive for ceramic tiles adhesive as approved by project manager. Type tile as per sample tile shown at site meeting Read specifications 17 M²
- ITEM 396 Remove grano skirting, completely, from wall and floor and clean wall and floor. 16 M

PLUMBING INTERIOR

- ITEM 478 Install approved type porcelain wash hand basin, 2 cobra heavy pattern pillar taps with star handle, 2 braided flex connectors, chrome plated brass outlet, chain, plug and rubber trap (install basin 800mm high from floor to front top edge of basin) 1 JOB

PAINT PIPES/STEEL/MISCELLANEOU

- ITEM 566 Paint pipes 15 to 120mm dia, paint pipes against walls 2 coats different paint and or colour as walls. 15mmx1.0m=0.076m². 25mmx1.0m=0.10m². 40mmx1.0m=0.15m². 50mmx1.0m=0.076m². 75mmx1.0m=0.10m². 110mmx1.0m=0.16m². 1 M²

FIT/REPLACE ITEMS/ FURNITURE

- ITEM 576 Fit mirror 350mm x 450mm fix with two sided tape and mirror adhesive 1 EA
- ITEM 583 Fit / replace towel rail 1 EA

"PREVIEW COPY ONLY"

BEACONSFIELD

WORKSHOP / OFFICES

ASSET NO 02AB161K

EXTERIOR WORK LIST FRONT SIDE TENDER NO:

ROOF

- ITEM 593 Replace loose roof screws with 75 mm coach type roof screws for corr iron with bond it washer. do not over tighten new roof screws. N.B. any damage to roof sheets shall be repaired or sheets shall be replaced by the contractor at his own expense. 10 EA
- ITEM 656 Paint under side of roof at veranda or roof overhang. IBR or Corr iron profile two coats Dulux or Plascon white roof paint. Area is length x width (area do not include roof sheet profile) overcoat time 4 hours. (see attached paint specification) 11 M^2
- ITEM 657 Paint roof Corr iron profile 2 coats white Dulux roof guard or Plascon roof paint. Area is length x width (area do not include roof sheet profile) over coat time 4 hours. Roof must be inspected and approved in site book before painting can commence. 62 M^2
- ITEM 666 Paint all roof timber purlins, Remove all loose and flaking paint, clean and paint 1 coat universal under coat and 1 coat white Dulux gloss paint. Apply paint only after preparation as per attached specification was done. Clean and paint before fitting new sheets. 4 M^2
- ITEM 667 Paint exposed roof timber sprocets, Remove all loose and flaking paint, clean and paint 1 coat universal under coat and 1 coat white Dulux gloss paint. Apply paint only after preparation as per attached specification was done. Clean and paint before fitting new sheets. 2 M^2

GUTTERS/DOWNPIPES

- ITEM 686 Clean gutters inside 16 M
- ITEM 688 Provide gutter straps 6 EA
- ITEM 699 Supply paint and paint gutters outside complete 1 coat universal under coat and 1 coat Dulux white gloss paint. After all preparations as specified was done. (see attached specification) 4 M^2
- ITEM 707 Do preparations as specified, paint down pipe complete 1 coat universal under coat and 1 coat Dulux gloss paint. after all preparations as specified was done. (see attached specification) 1 M^2

WALLS EXTERIOR

- ITEM 736 Supply and fit asset number to building. Supply white car number plate type and size can with building asset number on. Number size shall be at least 75mm wide. Fix next to main entrance of building. 1 EA

DOOR GARAGE/STEEL

- ITEM 849 Do preparations as specified and paint double combination steel door with frame complete universal undercoat and 1 coat gloss enamel (see attached paint specification) project manager to specify colour) 10 M^2

SITE SAFETY/CLEANING/CUT TREE/

- ITEM 939 Cut tree branches exceeding 250mm girth and not exceeding 500mm girth over hanging roof and remove from site 1 JOB

BEACONSFIELD

WORKSHOP / OFFICES

ASSET NO 02AB161K

EXTERIOR WORK LIST BACK SIDE TENDER NO:

ROOF

- ITEM 593 Replace loose roof screws with 75 mm coach type roof screws for corr iron with bond it washer. do not over tighten new roof screws. N.B. any damage to roof sheets shall be repaired or sheets shall be replaced by the contractor at his own expense. 10 EA
- ITEM 656 Paint under side of roof at veranda or roof overhang. IBR or Corr iron profile two coats Dulux or Plascon white roof paint. Area is length x width (area do not include roof sheet profile) overcoat time 4 hours. (see attached paint specification) 11 M^2
- ITEM 657 Paint roof Corr iron profile 2 coats white Dulux roof guard or Plascon nu roof paint. Area is length x width (area do not include roof sheet profile) over coat time 4 hours. Roof must be inspected and approved in site book before painting can commence. 62 M^2
- ITEM 666 Paint all roof timber purlins, Remove all loose and flaking paint, clean and paint 1 coat universal under coat and 1 coat white Dulux gloss paint. Apply paint only after preparation as per attached specification was done. Clean and paint before fitting new sheets. 4 M^2
- ITEM 667 Paint exposed roof timber sprocets, Remove all loose and flaking paint, clean and paint 1 coat universal under coat and 1 coat white Dulux gloss paint. Apply paint only after preparation as per attached specification was done. Clean and paint before fitting new sheets. 2 M^2

GUTTERS/DOWNPipes

- ITEM 686 Clean gutters inside 16 M
- ITEM 688 Provide gutter straps 6 EA
- ITEM 699 Supply paint and paint gutters outside complete 1 coat universal under coat and 1 coat Dulux white gloss paint. After all preparations as specified was done. (see attached specification) 4 M^2
- ITEM 707 Do preparations as specified, paint down pipe complete 1 coat universal under coat and 1 coat Dulux gloss paint after all preparations as specified was done. (see attached specification) 1 M^2

BEACONSFIELD

WORKSHOP / OFFICES

ASSET NO 02AB161K

EXTERIOR WORK LIST RIGHT SIDE TENDER NO:

ROOF

- | | | | |
|----------|--|---|-----|
| ITEM 656 | Paint under side of roof at veranda or roof overhang. IBR or Corr iron profile two coats Dulux or Plascon white roof paint. Area is length x width (area do not include roof sheet profile) overcoat time 4 hours. (see attached paint specification) | 3 | M^2 |
| ITEM 666 | Paint all roof timber purlins, Remove all loose and flaking paint, clean and paint 1 coat universal under coat and 1 coat white Dulux gloss paint. Apply paint only after preparation as per attached specification was done. Clean and paint before fitting new sheets. | 1 | M^2 |

FACIA/BARGE BOARDS

- | | | | |
|----------|--|---|-----|
| ITEM 680 | Fit barge board, 200mm x 80mm x 12mm thick nutec-cement fibre socketless barge board. item includes H-profile joiners as necessary. Do all work as per attached detailed specification. Fix to barge board cleats. | 8 | M |
| ITEM 685 | Paint barge board 1 universal under coat and 1 coat Dulux white gloss paint complete. Apply paint only after preparation as per attached specification had been done | 4 | M^2 |

"PREVIEW COPY ONLY"

ANNEXURE B

TENDER PRICE LIST PER ITEM

ASSET DESCRIPTION: WORKSHOP / OFFICES

CITY / TOWN: BEACONSFIELD

TENDER NO:

ASSET NO: 02AB161K

WORK DESCRIPTION: MAINTENANCE AND PAINTWORK

TENDER PRICE LIST TO INTERIOR AND EXTERIOR WORK TO BUILDINGS

Measurements and or quantities do not include off cuts or waste all measurements of material is measure as nett fixed. Contractor to add his own % for off cuts and waste.

The contractor is responsible to check all the measurements and quantities before ordering any material. The measurement and quantities are only a guide for tender purposes.

Value Added Tax (VAT) shall be excluded in the schedule of rates and prices.

To be supplied by the Contractor: The Contractor shall provide all labour, material, transport, consumable stores, plant, equipment, tools, services, materials and ingredients of every description required for the carrying out and completion of the WORK as per the attached work list and specification and as may be ordered by the Project Manager.

GENERAL: The Building will be occupied during renovations, The Project manager, contractor and manager of the TFR staff using the building will discuss and agree on site the maintenance plan for the building. The necessary move of furniture in the same room if necessary is included in all the items. All normal cleaning, preparations include sanding, stopping and washing of items to be painted as specified by the paint manufacturer is included in all the paint items. Where abnormal cleaning is required it will be specified as an additional item. All scaffolding and use of ladders up to 4.50m high interior and exterior if and as necessary is part of all the items. All work shall be done according to the attached specifications and shall comply with the National building regulations. Unless otherwise specified all materials must comply with SANS specifications.

Where no applicable SANS specification exists the materials must be approved by the Transnet Freight Rail project manager.

All material shall be fitted, install or applied as specified by the manufacture.

The contractor shall be liable for any damages caused by his or her staff to any Transnet Freight Rail property or equipment.

SAFETY: The contractor shall comply with the Occupational Health Safety Act, 1993 (Act 85 of 1993).

Page 1 of 6

SUB TOTAL PAGE 1

TENDER NO:

ASSET NO: 02AB161K

ITEM NO	FAULT DISCRPTION	ITEM TOTAL	MEASURE UNIT	UNIT RATE	ITEM AMOUNT
CEILING					
18	Remove existing type of cornice to fit a different type, clean wall and ceiling ready to fit new type cornice. fitting of new cornice not included in this item.	34	M		
25	Fit or replace existing type with meranti wood skirting and quarter rounds as cornice(76mm x 76mm to form coner and finish with 19mm quarter round), no section of skirting or quarter rounds shall be shorter than 450mm.	34	M		

Respondent's signature: _____ Date: ____/____/____

36

--

TENDER NO:

ASSET NO: 02AB161K

ITEM NO	FAULT DISCRIPTION	ITEM TOTAL	MEASURE UNIT	UNIT RATE	ITEM AMOUNT
34	Install Pelican Donn system suspending ceiling complete with laminated white vinyl covered ceiling tiles to existing concrete ceiling. See attached specifications for item	30	M^2		
37	Prepare ceiling surface for painting. wash rhino, nutec or concrete ceilings with sugar soap. fill all cracks and holes, sand existing ceiling paint to provide bonding for new paint. rinse ceiling with clean water to remove sugar soap and sanding dust.	70	M^2		
44	Paint ceilings 1 coat universal undercoat and 1 coat gloss enamel. apply paint only after preparation as per specification.	70	M^2		
WALLS INTERIOR					
58	Prepare walls for painting, wash smooth plaster walls with sugar soap, open cracks up to 4mm with sharp object, fill cracks and all holes, sand level and sand wall complete to provide bond for new paint, rinse with clean water to remove all sanding dust	88	M^2		
67	Paint smooth plaster walls with 1 coat universal undercoat and 1 coat gloss enamel. apply paint only after preparation as per attached specification. colour: barely beige code 3h1-1	88	M^2		
74	Chip 80% of wall area to be tiled and apply key coat to wall before laying ceramic tiles. key coat shall be apply according to manufacturer specification on container		M^2		
77	Remove glazed wall tiles complete from plaster or brick wall. remove all adhesive.	2	M^2		
83	Provide tile splash back for basin 1m x 1m. use only 1st grade white ceramic 200mm x 250 mm wall tiles. item includes white plastic tile edge strip on top and on both sides of splash back.	2	M^2		
WINDOWS INTERIOR					
131	Fit or replace window handle. apply lock tight or similar product to screws chrome plated handle	3	EA		
134	Fit or replace window sliding stay. apply lock tight or similar product to screws chrome plated stay	2	EA		
135	Fix loose pe. stay with right type screw. apply lock tight or similar product to screws	4	EA		
157	Paint window sill: item includes, wash, sand, rinse with clean water and paint of previously painted window sill with 2 coats grey floor/stoop paint.	4	M^2		
162	Install vertical blinds ** complete with new rail ** with approved type blinds. Size 1811mm wide x 1545mm drop. colour plain fawn. measured for ** face** fit. Rail anodized aluminium. read attached spec !!	5	EA		
163	Install / replace vertical blinds ** complete with new rail ** with approved type blinds. size 2011mm wide x 1345mm drop. colour plain fawn. measured for ** face** fit. rail anodized aluminium. read attached spec	2	EA		
WINDOWS INT AND EXT					
186	Replace cracked or broken window panes clear, size 350mm x 450mm x 3mm. clean frame apply 1 coat anti rust paint. see attached detail specification. place sheet on floor or garden to catch all broken pieces of glass	10	EA		

PRELIMINARY COPY ONLY

Respondent's signature: _____ Date: ____/____/____

--

TENDER NO:

ASSET NO: 02AB161K

ITEM NO	FAULT DISCRPTION	ITEM TOTAL	MEASURE UNIT	UNIT RATE	ITEM AMOUNT
206	Paint window frame complete with burglar bars, 1 coat universal undercoat and 1 coats Dulux pearlgl White gloss. Item includes removing all old paint from glass area and cleaning of glass. see detailed specifications.	14	M^2		
DOORS/SECURITY GATES					
241	Fit chrome plated cabin hook to keep door open.	2	EA		
243	Fit or replace standard round rubber type door stop	2	EA		
262	Replace mortice lock with sabs approved 4 lever mortice lock with 3 keys. if more than 1 lock to be replaced keys shall not be interchangeable. sabs mark shall be on lock.	2	EA		
288	Varnish door complete both sides, side edges and top edge, 3 coats varnish. use exterior varnish on exterior side. door 810mmx2.03m= 3.66m2. Door 750mmx2.03m= 3.42m2. Do preparations as per attached specifications. Item include remove and re-fit of handle	8	M^2		
DOORFRAMES					
329	Paint door frame 1 coat undercoat and 1 coats Dulux pearlgl White gloss. single steel frame. 115mm=1.150m2. single 230mm=1.750m2. double 1511mm x 115mm=1.28 m2. double 1511mm x 230mm=1.96 m2. Do preparation as per specification	3	M^2		
330	Paint door frame with fan light. undercoat and 1 coat Dulux pearlgl White gloss. item includes the paint of fan light window. single frame.115mm=1.85m2. 230mm=2.50m2. double frame 1511mmx115mm =2.1 m2. 230mm=3.00 m2. preparation included	4	M^2		
FLOORS					
353	Remove vinyl floor tiles complete and clean floor from all adhesive	30	M^2		
373	Chip 80 % of concrete floor area supply and apply Tylon or tal key coat to floor for ceramic tiles (please read the manufacture specifications on container on how to mix and apply the key coat)	13	M^2		
374	Lay 1st grade ceramic floor tiles on floor (use 10 x 6mm notched trowel) joints 3mm wide use only Tylon WB11 tile adhesive for ceramic tiles adhesive as approved by project manager. Type tile as per sample tile shown at site meeting Read specifications	30	M^2		
396	Remove gano skirting, completely, from wall and floor and clean wall and floor.	30	M		
429	Paint floor two coats Dulux or Plascon dark grey floor paint with NOSA stripes complete. Clean floor from all oil, grease, dirt with heavy duty detergent to the satisfaction of the project manager. rinse with clean water and leave to completely dry out.(Includig skirting)	70	M^2		
PLUMBING INTERIOR					
475	Remove hand wash basin complete with brackets and waste pipe. item include the repair of all holes in wall. item does not include the water pipes. see item to remove water pipes per job as necessary.	1	EA		
478	Install approved type porcelain wash hand basin, 2 cobra heavy pattern pillar taps with star handle, 2 braided flex connectors, chrome plated brass outlet, chain, plug and rubber trap (install basin 800mm high from floor to front top edge of basin)	2	JOB		

PAINT PIPES/STEEL/MISCELLANEOUS

Respondent's signature: _____ Date: ____/____/____

--

TENDER NO:

ASSET NO: 02AB161K

ITEM NO	FAULT DISCRPTION	ITEM TOTAL	MEASURE UNIT	UNIT RATE	ITEM AMOUNT
566	Paint pipes 15 to 120mm dia, paint pipes against walls 2 coats different paint and or colour as walls. 15mmx1.0m=0.076m2. 25mmx1.0m=0.10m2. 40mmx1.0m=0.16m2. 50mmx1.0m=0.076m2. 75mmx1.0m=0.10m2. 110mmx1.0m=0.16m2.	2	M^2		
FIT/REPLACE ITEMS/ FURNITURE					
576	Fit mirror 350mm x 450mm fix with two sided tape and mirror adhesive	2	EA		
583	Fit / replace towel rail	2	EA		
ROOF					
593	Replace loose roof screws with 75 mm coach type roof screws for corr iron with bond it washer. do not over tighten new roof screws. N.B. any damage to roof sheets shall be repaired or sheets shall be replaced by the contractor at his own expense.	20	EA		
656	Paint under side of roof at veranda or roof overhang. IBR or Cor iron profile two coats Dulux or Plascon white roof paint. Area is length x width (area do not include roof sheet profile) overcoat time 4 hours. (see attached paint specification)	28	M^2		
657	Paint roof Corr iron profile 2 coats white Dulux roof paint or Plascon nu roof paint. Area is length x width (area do not include roof sheet profile) over coat time 4 hours. Roof must be inspected and approved in site book before painting commence.	124	M^2		
666	Paint all roof timber purlins, Remove all loose and flaking paint, clean and paint 1 coat universal under coat and 1 coat white Dulux gloss paint. Apply paint only after preparation as per attached specification was done. Clean and paint before fitting new sheets.	10	M^2		
667	Paint exposed roof timber sprickets, Remove all loose and flaking paint, clean and paint 1 coat universal under coat and 1 coat white Dulux gloss paint. Apply paint only after preparation as per attached specification was done. Clean and paint before fitting new sheet.	4	M^2		
FACIA/BARGE BOARDS					
680	Fit barge board, 200mm x 80mm x 12mm thick nutec-cement fibre lockless barge board. item includes H-profile joiners as necessary. Do all work as per attached detailed specification. Fix to barge board cleats.	16	M		
685	Paint barge board 1 universal under coat and 1 coat Dulux white gloss paint complete. Apply paint only after preparation as per attaché specification had been done	8	M^2		
GUTTERS/DOWNPAPES					
686	Clean gutters inside	32	M		
688	Provide gutter straps	12	EA		
699	Supply paint and paint gutters outside complete 1 coat universal under coat and 1 coat Dulux white gloss paint. After all preparations as specified was done. (see attached specification)	8	M^2		
707	Do preparations as specified, paint down pipe complete 1 coat universal under coat and 1 coat Dulux gloss paint. after all preparations as specified was done. (see attached specification)	2	M^2		

WALLS EXTERIOR

Respondent's signature: _____ Date: ____/____/____

[Empty box for Sub Total]

TENDER NO:

ASSET NO: 02AB161K

ITEM NO	FAULT DISCRPTION	ITEM TOTAL	MEASURE UNIT	UNIT RATE	ITEM AMOUNT
736	Supply and fit asset number to building. Supply white car number plate type and size sign with building asset number on. Number size shal be at lease 75mm wide. Fit next to main entrance of building.	1	EA	[Empty box]	[Empty box]
DOOR GARAGE/STEEL					
849	Do preparations as specified and paint double combination steel door with frame complete universal undercoat and 1 coat gloss enamel (see attached paint specification) project manager to specify colour)	10	M^2	[Empty box]	[Empty box]
SITE SAFETY/CLEANING/CUT TREE/RUBBLE					
939	Cut tree branches exceeding 250mm girth and not exceeding 500mm girth over hanging roof and remove from site	1	JOB	[Empty box]	[Empty box]

"PREVIEW COPY ONLY"

Respondent's signature: _____ Date: ____/____/____

TENDER NO:

ASSET NO: 02AB161K

ITEM NO	FAULT DISCRPTION	ITEM TOTAL	MEASURE UNIT	UNIT RATE	ITEM AMOUNT
---------	------------------	------------	--------------	-----------	-------------

TOTAL PAGE 1 TO PAGE 6 R

PRELIMINARY AND GENERAL

P and G shall include all cost not directly relate to a specific item on the schedule of prices and rates. All items not specifically mentioned in the Schedule of Rates and prices and form part of contractor's requirements such as cost of stationery, as well as establishment of workers on site and removal of site establishment, it will also include the handing over of the site to the contractor and the handing back of the site after completion of work .

P + G

R

RISK AND SAFETY

Cost for the risk and safety must include the risk assessment. The risk assesment is a full identification of the risks before the work starts and the necessary equipment, appropriate precautions and systems of work that must be provided and Implemented.

RISK AND SAFETY R

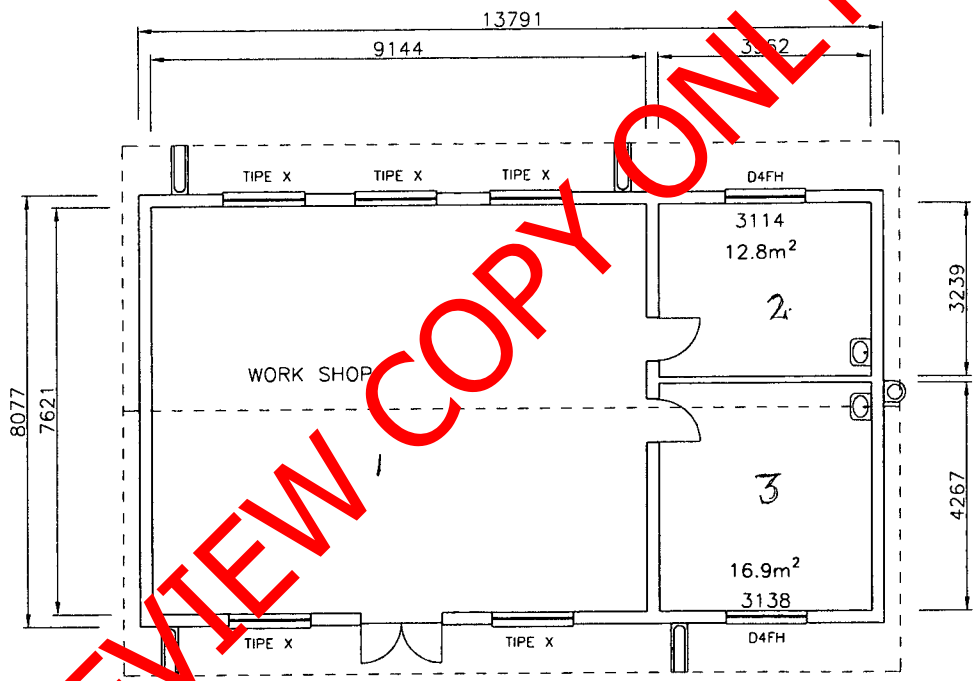
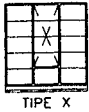
Cost for risk and safety include complete compliance with the current Occupational Health Safety Act.

Included in risk and safety. The standardised Transnet Freight Rail induction shall be given to all staff of all contractors at the start of each project and the contractors shall send an his staff that will work on the Transnet Freight Rail site to the induction on the date as agreed on between TFR Project manager and the contractor.

TOTAL PRICE CIVIL WORK EXLUDE VAT R

The total price for Civil work, excluding VAT, must be carried over as one total amount to the tender form. The amount must also be written in words on the Tender Form.

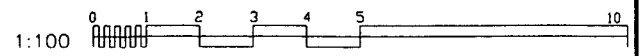
Respondent's signature: _____ Date: ____/____/____



PLAN

FINISHES:

ROOF: C.I. 26' PITCH
 WALL: FACE
 CEILING: RHINO BORD 3100mm HIGH
 WINDOW: 2400mm HIGH



AREAS:	
FLOOR:	111,4
UNDER ROOF:	x 333,2
RENTABLE:	x

BEACONSFIELD
 ELECTRIFICATION DEPOT
 WORK SHOP

DRAWN	NHC	SCALE	1:100	NO	KY	103
DATE	96/01	FILE			0	525
ASSET No. : 02AB161					SHEET	